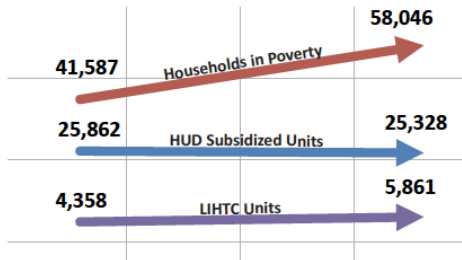


Hamilton County Housing Crisis Snapshot



Change in Number of Units, 2000-2014
Hamilton County

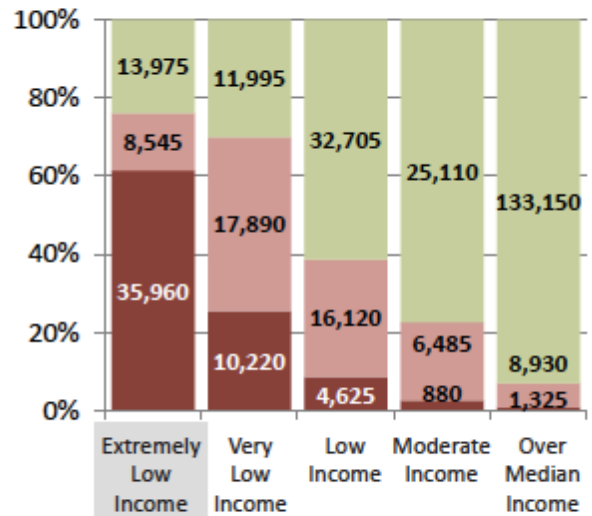
A Growing Housing Need

The number of Hamilton County households in poverty has grown by 40% since 2000. Over the same period, the number of HUD-subsidized units has decreased slightly. There are also more Low Income Housing Tax Credit (LIHTC) units in the County than in 2000, but many times these units overlap with HUD-subsidized units. Overall, the availability and affordability of housing has not kept pace with the rise in poverty.

Cost Burden

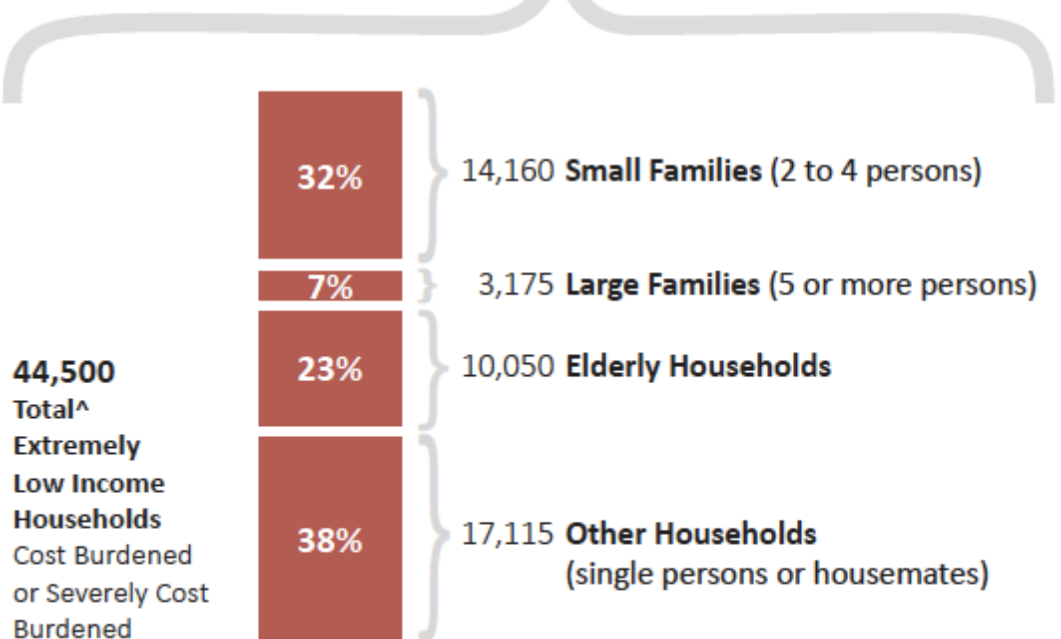
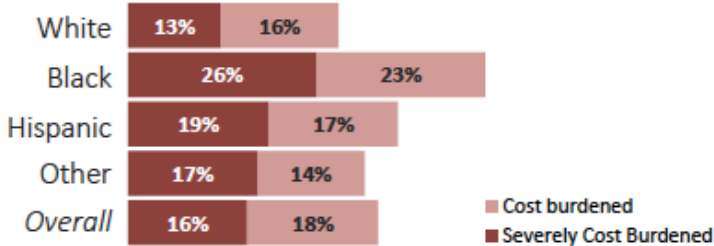
All Households in Hamilton County

Living affordably* Cost burdened Severely Cost Burdened



Cost Burden by Race/Ethnicity

Hamilton County Households



2-bedroom apartment
\$769 per month Fair Market Rent
(includes utilities)



Family A

**Very Low Income
and Cost Burdened**

Earned Income:
\$23,624 per year
\$1,969 per month
\$11.36 per hour

Family B

**Low-Moderate Income
and Living Affordably**

Earned Income:
\$54,938 per year
\$4,578 per month
\$26.41 per hour

Monthly Benefits[^]:

\$247 SNAP, \$422 Medicaid

Monthly Household Expenses*:

\$901 transportation, \$769 rent and utilities, \$753 food,
\$422 medical, \$497 other household expenses

What's leftover:

-\$121 per month
after expenses, taxes,
and benefits[^]

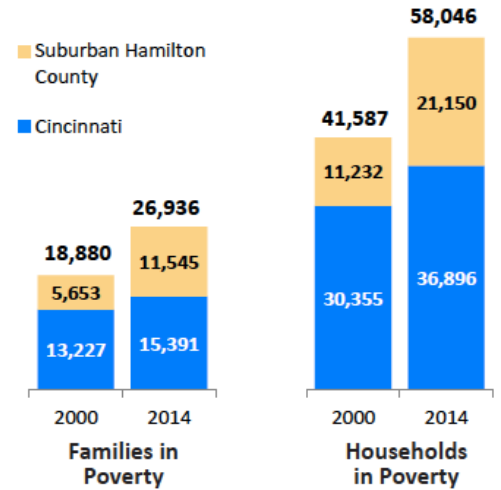
Housing = 39% of income

What's leftover:

\$986 left per month
after expenses and
taxes[^]

Housing = 17% of income

Poverty in Hamilton County, 2000-2014



Units Affordable and Available per 100 households in Hamilton County

